



CAMBRIDGE
UNIVERSITY PRESS



CAMBRIDGE ENGLISH
Language Assessment
Part of the University of Cambridge


Cambridge English




Movers

AUTHENTIC
EXAMINATION
PAPERS

1



ANSWER BOOKLET



For revised exam from 2018



CAMBRIDGE
UNIVERSITY PRESS



CAMBRIDGE ENGLISH
Language Assessment
Part of the University of Cambridge

Cambridge English



Movers

**AUTHENTIC
EXAMINATION
PAPERS**

1

ANSWER BOOKLET

Cambridge University Press

www.cambridge.org/elt

Cambridge English Language Assessment

www.cambridgeenglish.org

Information on this title: www.cambridge.org/9781316635940

© Cambridge University Press and UCLES 2017

This publication is in copyright. Subject to statutory exception and to the provisions of relevant collective licensing agreements, no reproduction of any part may take place without the written permission of Cambridge University Press.

First published 2017

20 19 18 17 16 15 14 13 12 11 10 9 8 7 6 5 4 3 2 1

Printed in Dubai by Oriental Press

A catalogue record for this publication is available from the British Library

ISBN 978-1-316-63594-0 Answer Booklet

ISBN 978-1-316-63590-2 Student's Book

ISBN 978-1-316-63598-8 Audio CDs (2)

The publishers have no responsibility for the persistence or accuracy of URLs for external or third-party internet websites referred to in this publication, and do not guarantee that any content on such websites is, or will remain, accurate or appropriate. Information regarding prices, travel timetables, and other factual information given in this work is correct at the time of first printing but the publishers do not guarantee the accuracy of such information thereafter.

Cover Illustration: (T) Happy_Inside/iStock/Getty Images Plus; (B) adekvat/iStock/Getty Images Plus

Contents

Introduction	4
Test 1 Answers	6
Test 2 Answers	12
Test 3 Answers	18
<i>Starters and Movers</i> Vocabulary List	24

Introduction

The *Cambridge English: Young Learners* tests offer an elementary-level testing system (up to CEFR level A2) for learners of English between the ages of 7 and 12. The tests include three key levels of assessment: *Starters*, *Movers* and *Flyers*.

Movers is the second level in the system. Test instructions are very simple and consist only of words and structures specified in the syllabus.

The complete test lasts about an hour and has the following components: Listening, Reading and Writing, and Speaking.

	length	number of parts	number of questions
Listening	approx. 25 minutes	5	25
Reading and Writing	30 minutes	7	35
Speaking	approx. 5–7 minutes	4	–

Candidates need a pen or pencil for the Reading and Writing paper, and coloured pens or pencils for the Listening paper. All answers are written on the question papers.

Listening

In general, the aim is to focus on the ‘here and now’ and to use language in meaningful contexts. In addition to multiple-choice and short-answer questions, candidates are asked to use coloured pencils to mark their responses to one task. There are five parts. Each part begins with a clear example.

part	main skill focus	input	expected response	number of items
1	listening for names and descriptions	picture, names and dialogue	draw lines to match names to people in a picture	5
2	listening for names, spellings and other information	form or page of notepad with missing words and dialogue	write words or numbers in gaps	5
3	listening for words, names and detailed information	picture sets and list of illustrated words or names and dialogues	match pictures with illustrated word or name by writing letter in box	5
4	listening for specific information of various kinds	3-option multiple-choice pictures and dialogues	tick box under correct picture	5
5	listening for words, colours and specific information	picture and dialogue	carry out instructions to colour and write (range of colours is: black, blue, brown, green, grey, orange, pink, purple, red, yellow)	5

Reading and Writing

Again, the focus is on the 'here and now' and the use of language in meaningful contexts where possible. To complete the test, candidates need a single pen or pencil. There are five parts, each starting with a clear example.

part	main skill focus	input	expected response	number of items
1	reading short definitions and matching to words writing words	labelled pictures and definitions	copy the correct words next to definitions	5
2	reading a dialogue and choosing the correct responses	short dialogue with multiple-choice responses	choose correct response by circling a letter	6
3	reading for specific information and gist copying words	cloze text, words and pictures	choose and copy missing words correctly; tick a box to choose the best title for the story	6
4	reading and understanding a factual text copying words	gapped text and 3-option multiple choice (grammatical words)	complete text by selecting the correct words and copying them in corresponding gaps	5
5	reading a story completing sentences	story, pictures and gapped sentences	complete sentences about story by writing 1, 2 or 3 words	7
6	guided writing	pictures, partial sentences and questions	complete sentences, respond to questions and write sentences about a picture	6

Speaking

In the Speaking test, the candidate speaks with one examiner for about six minutes. The format of the test is explained in advance to the child in their native language, by a teacher or person familiar to them. This person then takes the child into the exam room and introduces them to the examiner.

Speaking ability is assessed according to various criteria, including comprehension, the ability to produce an appropriate response and pronunciation.

part	main skill focus	input	expected response
1	describing two pictures by using short responses	two similar pictures	identify four differences between pictures
2	understanding the beginning of a story and then continuing it based on a series of pictures	picture sequence of 4 pictures, title, names	listen to examiner tell the beginning of the story and then continue to tell it
3	suggesting a picture which is different and explaining why	picture sets	identify the odd one out and give reason
4	understanding and responding to personal questions	open-ended questions about candidate	answer personal questions

Further information

Further information about *Cambridge English: Young Learners* can be obtained from:

Cambridge English Language Assessment
1 Hills Road
Cambridge CB1 2EU
United Kingdom

www.cambridgeenglish.org/help
www.cambridgeenglish.org/younglearners

Test 1 Answers

Listening

Part 1 (5 marks)

Lines should be drawn between:

- 1 Peter and the man in blue, at the table, laughing
- 2 Jim and the man with a black moustache, with a plate full of cakes
- 3 Daisy and the woman at the oven, making soup
- 4 Jane and the woman with grey curly hair, in the white sweater
- 5 Sally and the woman, standing, putting bowls on the table

Part 2 (5 marks)

- 1 swimming 2 River 3 bus 4 school
- 5 water

Part 3 (5 marks)

- 1 mum – H (cook)
- 2 grandpa – F (train driver)
- 3 sister – B (film star)
- 4 aunt – G (doctor)
- 5 uncle – D (farmer)

Part 4 (5 marks)

- 1 C 2 A 3 B 4 C 5 A

Part 5 (5 marks)

- 1 Colour the cup in the teacher's hand – orange
- 2 Colour the longer scarf on the boy sitting down – blue
- 3 Colour the leaf that the girl is trying to catch – yellow
- 4 Write 'STONE' above the door of the house
- 5 Colour the ball that the boy is kicking – brown

TRANSCRIPT *Hello. This is the Cambridge English Movers Listening Test.*

Part 1 *Look at Part 1. Now look at the picture. Listen and look. There is one example.*

WOMAN: What a lot of people!

BOY: Yes, they all live in my road.



WOMAN: Wow!

BOY: Can you see the man with the long brown beard?

WOMAN: The man who's wearing the white shirt?

BOY: Yes. His name's David.

*Can you see the line? This is an example.
Now you listen and draw lines.*



1

WOMAN: Who's that man? He's laughing a lot.

BOY: His name's Peter. He's always laughing.

WOMAN: That's nice.

BOY: Yes. He's very funny.

2

WOMAN: Who's the man with the black moustache?

BOY: That's Jim.

WOMAN: Look at all those cakes on his plate!

BOY: Yes. He's always hungry.

3

WOMAN: What's that woman doing?

BOY: I think she's making soup. She wants to put those vegetables in it. That's Daisy.

WOMAN: Is she good at cooking?
 BOY: Yes, she is.

4

BOY: The woman with the curly grey hair's really nice.
 WOMAN: Do you mean the one in the white sweater?
 BOY: Yes.
 WOMAN: What's her name?
 BOY: It's Jane.

5

BOY: That person lives opposite us.
 WOMAN: The woman who's carrying all the bowls?
 BOY: Yes. She's putting the bowls on the table. She's called Sally.
 WOMAN: Oh. How about going and talking to her?
 BOY: Yes, let's do that now.

Now listen to Part 1 again.

[Part 1 is repeated.]

That is the end of Part 1.

Part 2 *Listen and look. There is one example.*

WOMAN: Hello. I work at the sports centre. Can I ask you some questions?
 BOY: OK.
 WOMAN: Right. The first question is: how old are you?
 BOY: I'm eleven.
 WOMAN: Eleven?
 BOY: Yes.

Can you see the answer? Now you listen and write.

1

WOMAN: Which sport do you like doing best at the sports centre?
 BOY: I like swimming best.
 WOMAN: Are you good at it?
 BOY: I'm OK. I started swimming when I was five.
 WOMAN: That's great.

2

WOMAN: Do you live near the sports centre?
 BOY: Yes, in River Street.
 WOMAN: Is that next to the river?
 BOY: Yes, that's right. I often go for a walk there.

3

WOMAN: How do you come to the sports centre?
 By bike?
 BOY: No. I come by bus. It's very quick.
 WOMAN: Yes. And the bus is better when it's raining too.
 BOY: Yes, it is.

4

WOMAN: When do you come to the sports centre?
 BOY: I come after school.

WOMAN: Only after school?
 BOY: Yes, that's right.

5

WOMAN: Do you sometimes buy things in the café?
 BOY: I don't buy food. But I often buy some water when I'm thirsty.
 WOMAN: Well, water's very good for you.
 BOY: Yes.
 WOMAN: So that's all. Thank you for answering my questions.
 BOY: That's OK.

Now listen to Part 2 again.

[Part 2 is repeated.]

That is the end of Part 2.

Part 3 *Listen and look. There is one example.*

Sally is telling her teacher, Mr Castle, about the people in her family and their jobs. What work do these people do?

GIRL: Hello Mr Castle. Do you like your work?
 MAN: Hello Sally. Yes, I do. I love it.
 GIRL: My dad loves his work, too. He helps people because he's a dentist.
 MAN: OK! That's great, Sally. I must go and see him.

Can you see the letter A? Now you listen and write a letter in each box.

1

MAN: Does your mum work?
 GIRL: Yes, she does. She works at the new school.
 MAN: Oh? Is she a teacher there?
 GIRL: Well, she doesn't work in the classroom but she makes lunch for two hundred children every day because she's a cook there. She has to start at 7 o'clock every morning.
 MAN: Wow!

2

GIRL: My grandpa lives in the city and he works, too.
 MAN: Does he? I didn't know that!
 GIRL: Yes, he can work because he isn't very old. I think he's fifty-five. He travels to lots of different places because he's a train driver. He thinks his work's brilliant!
 MAN: That's great!

3

MAN: And I think your sister's too young to work.
 GIRL: She's only seventeen, but she does work. She's getting really famous now because she's often on TV.
 MAN: Wow! Is she a film star?
 GIRL: That's right, she is. I love watching her!
 MAN: Fantastic!

GIRL: Yes, but she has to practise a lot at home.

4

MAN: What does your aunt do?

GIRL: My aunt? Her name's Julia and she works at the hospital. She helps people who are ill.

MAN: That's brilliant! Is she a doctor?

GIRL: Yes. Everyone loves her because she's very good at her work!

5

GIRL: My uncle works, too. But he doesn't work inside.

MAN: Oh? Where does he work, then?

GIRL: He works outside. And he loves singing when he's working. He's always doing that!

MAN: What does he do?

GIRL: He's got a huge farm and lots of animals to feed and look after. I love going there.

MAN: That's nice!

Now listen to Part 3 again.

[Part 3 is repeated.]

That is the end of Part 3.

Part 4 *Look at the pictures. Listen and look. There is one example. Where is Charlie's house?*

WOMAN: Do you live in the city, Charlie?

BOY: I live in a small village.

WOMAN: Oh, that's nice.

BOY: Yes. But I'd like to live near the sea.

Can you see the tick? Now you listen and tick the box.

1 *What did Anna do yesterday?*

MAN: Did you go to the movies yesterday, Anna?

GIRL: I didn't want to see any of the films. I went shopping with my friends.

MAN: Did you go to a café with them for lunch?

GIRL: No. But we were very hungry when we got home and Mum made us some pasta.

2 *What job does Tom's sister have?*

WOMAN: Does your sister work for the hospital, Tom?

BOY: Yes, and my dad does too. He's a nurse there.

WOMAN: Is your sister a doctor?

BOY: No. She's a driver. She takes people to the hospital.

3 *What did Alex do on holiday?*

WOMAN: Did you go fishing with your dad on holiday, Alex?

BOY: No. That's boring. I had sailing lessons.

WOMAN: Did your brother do that too?

BOY: No. He played tennis every day.

4 *How did Jill help her mum and dad?*

GIRL: We moved to a new house last week. It was a lot of work.

MAN: Did you have to carry lots of boxes, Jill?

GIRL: Dad did that. And Mum painted the kitchen. I washed all the cupboards.

MAN: Good.

5 *Which toy did Jack buy for his sister?*

MAN: What did you buy for your baby sister, Jack?

BOY: I saw a nice toy panda but she's got lots of animals.

MAN: And she's too small for dolls.

BOY: Yes. So I got her this clown. When you pick it up, it laughs.

Now listen to Part 4 again.

[Part 4 is repeated.]

That is the end of Part 4.

Part 5 *Look at the picture. Listen and look. There is one example.*

MAN: Those children look cold in the playground.

GIRL: Yes, it's not a very nice day today.

MAN: Would you like to colour some things in the picture?

GIRL: OK. What about that bird? Can I colour that?

MAN: Oh yes. It's eating something on the ground.

GIRL: Can I colour it green?

MAN: Yes. I like that colour for the bird.

Can you see the green bird? This is an example. Now you listen and colour and write.

1

GIRL: What shall I colour now?

MAN: The teacher's drinking a cup of tea.

GIRL: Shall I colour the cup that he's holding?

MAN: Yes. Colour it orange, please.

GIRL: OK. I'm doing that now.

2

GIRL: The children who are sitting down are wearing scarves.

MAN: Can you see the longer scarf?

GIRL: Yes. Shall I colour it?

MAN: OK. Colour it blue, please.

GIRL: That's a nice colour.

3

MAN: There aren't many leaves on the tree.

GIRL: No. That girl is trying to catch one.

MAN: Oh yes.

GIRL: Shall I colour that leaf yellow?

MAN: That's a good idea.

4

- MAN: Now I'd like you to write something.
 GIRL: OK then.
 MAN: Write the word STONE above the door of the small house.
 GIRL: That's easy! I can spell STONE!
 MAN: Brilliant!
 5
 GIRL: That boy's playing with a ball.
 MAN: Yes. He's kicking it now.
 GIRL: What colour shall I do the ball?
 MAN: Colour it brown.
 GIRL: OK.
 MAN: Good. This picture looks better now.

Now listen to Part 5 again.

[Part 5 is repeated.]

*That is the end of the Movers
Listening Test.*

Reading and Writing

Part 1 (5 marks)

- 1 a salad 2 a shower 3 a farmer
 4 coffee 5 a dentist

Part 2 (6 marks)

- 1 B 2 A 3 C 4 B 5 C 6 A

Part 3 (6 marks)

- 1 drove 2 long 3 clouds 4 glasses
 5 listening 6 Zoe helps her family

Part 4 (5 marks)

- 1 or 2 them 3 their 4 at 5 find

Part 5 (7 marks)

- 1 no fish (there) //n't/not any fish 2 put her feet
 3 (lake) monster 4 dropped her shoes/'s shoes
 dropped 5 the bottom
 6 was happy (again) 7 laughed

Part 6 (6 marks)

- 1 shell 2 the tree/the picture 3 (it is/it's)
 sunny/hot 4 a/the map 5 e.g. One pirate
 is sleeping under a tree. 6 e.g. A dolphin is
 jumping out of the water.

Speaking

Part	Examiner does this:	Examiner says this:	Minimum response expected from child:	Back-up questions:
	Usher brings in and introduces candidate to examiner.			
	Candidate enters.	Hello. My name's Jane/Ms Smith. How old are you?	Hello. ten	Are you ten?
1	Points to Find the Differences pictures.	Look at these pictures. They look the same, but some things are different. This is a moon, but this is a star. What other different things can you see?	Describes four other differences: <ul style="list-style-type: none">• round table/square table• pink and green T-shirt/ blue and white T-shirt• bananas/no bananas• tractor on chair/on floor	Point to other differences the candidate does not mention. Give first half of response: Here the table is round, but here ...
2	Points to Picture Story . Allows time to look at the pictures.	Now look at these pictures, They show a story. It's called 'Fred's always dirty'. Look at the pictures first. (Pause.) Look at the first one. Fred's playing football. He's very dirty. Now you tell the story. (pointing at the other pictures)	(Many variations possible) Fred's having a shower. Fred's going outside. He's saying goodbye to his mother. Fred's riding his bike and he's dirty again.	Questions to prompt other parts of the story: What's Fred doing? Where's Fred going now? What's Fred saying to his mother? What's Fred doing now? Is Fred dirty again?

* Remember to use the child's name throughout the test.

Part	Examiner does this:	Examiner says this:	Minimum response expected from child:	Back-up questions:
3	Shows candidate Odd-one-out pictures. Reveals, using separate blank card, each set of pictures in turn.	Now look at these four pictures. One is different. The book is different. A lemon, a pineapple and an orange are fruit. You eat them. You don't eat a book. You read it. Now you tell me about these pictures. Which one is different? (Why?)	Candidate suggests a difference (any plausible difference is acceptable).	Where can you find these? (bathroom) And this? (living room) What are these doing? (sleeping) And this boy? (getting up) What can these do? (fly) And this? (can't fly)
4	Puts away all pictures.	Now let's talk about the things you like. What do you like eating? What's your favourite animal? Where do you like going at the weekends? Tell me about your hobbies.	<i>ice cream</i> <i>lion</i> <i>cinema</i> <i>I like reading.</i> <i>I like reading in bed.</i>	Do you like ice cream? Do you like lions? Do you like going to the cinema? Do you like reading? Where do you like reading?
		OK, thank you, *. Goodbye.	Goodbye.	

* Remember to use the child's name throughout the test.

Test 2 Answers

Listening

Part 1 (5 marks)

Lines should be drawn between:

- 1 Nick and the man sitting on the stairs, fishing
- 2 Lily and the woman outside the shop, holding a baby
- 3 Daisy and the girl waiting for a bus, skipping
- 4 Mary and the woman with a big bag, going shopping
- 5 Jim and the man looking at the sea, with a dog next to him

Part 2 (5 marks)

- 1 Jungle 2 13 3 World 4 Smith 5 kangaroo

Part 3 (5 marks)


- 1 grandmother – H
- 2 cousin – F
- 3 brother – G
- 4 sister – C
- 5 her best friend – D

Part 4 (5 marks)

- 1 B 2 C 3 A 4 C 5 B

Part 5 (5 marks)

- 1 Colour the bottle being dropped on the floor – red
- 2 Colour the banana in the air – green
- 3 Write 'RICE' on the large bowl
- 4 Colour the hat with the moon – blue
- 5 Colour the square present – yellow



TRANSCRIPT *Hello. This is the Cambridge English Movers Listening Test.*

Part 1 Look at Part 1. Now look at the picture.
Listen and look. There is one example.

Boy: Look, Mrs Cross. This is a photo of part of my village.

WOMAN: That's nice. Are you in it?

Boy: No, but my classmate Julia is. Can you see her?

WOMAN: Is that her? The girl who's looking out of the window?

Boy: That's right. She's drinking lemonade.

*Can you see the line? This is an example.
Now you listen and draw lines.*

1

WOMAN: Do you know all the people in this photo?

BOY: Yes. My Uncle Nick's there, look.

WOMAN: Is he the man who's sitting on the stairs?

Boy: Yes, he's trying to catch a fish but he's not very good at it.

WOMAN: Oh dear!

2

WOMAN: And is that your mum's friend, Lily?

Boy: Where?

WOMAN: She's outside the shop.

Boy: Oh yes. That's right. She's holding my baby brother.

3

WOMAN: Are any of your friends in the photo?

Boy: Yes. My friend is at the bus stop. She's called Daisy.

WOMAN: Why's she skipping?

Boy: She always does that. She loves it.

4

- WOMAN: Who's that woman? The one who's wearing glasses?
 BOY: It's Mary.
 WOMAN: She's got a big bag!
 BOY: Yes. I think she's going shopping.

5

- BOY: And can you see Jim?
 WOMAN: What's he doing?
 BOY: He's looking at the sea. He likes doing that.
 WOMAN: And is that your dog next to him?
 BOY: Yes, it is.

Now listen to Part 1 again.

[Part 1 is repeated.]

That is the end of Part 1.

Part 2 *Listen and look. There is one example.*

- WOMAN: Jane, would you like some new clothes for your birthday?
 GIRL: No thanks, Mom.
 WOMAN: What would you like then?
 GIRL: My friend's got a new computer game. Can I have one of those?
 WOMAN: A computer game? OK.

Can you see the answer? Now you listen and write.

1

- WOMAN: What's the name of the computer game?
 GIRL: It's called 'In the Zoo' – oh, that's not right. It's 'In the Jungle'.
 WOMAN: 'In the Jungle'?
 GIRL: Yes. You have to find the animals which are hiding. It's great.

2

- WOMAN: Is it a good game for children of your age?
 GIRL: Yes, it says on the box that it's for ages eight to thirteen.
 WOMAN: Thirty?
 GIRL: No. Thirteen. But you can play it too, Mom!

3

- WOMAN: Where can I buy it?
 GIRL: In the computer shop in town. It's called 'Game World'.
 WOMAN: Sorry?
 GIRL: 'Game World'.
 WOMAN: Oh, I know. It's near my favourite café.
 GIRL: That's right.

4

- WOMAN: And what do you want to do on your birthday?
 GIRL: Can I invite Kim Smith to our house?
 WOMAN: Kim who?
 GIRL: Smith. You know. S-M-I-T-H.
 WOMAN: Oh yes. That's fine.

5

- GIRL: And Mom?
 WOMAN: Yes?
 GIRL: Please can I have a birthday cake?
 WOMAN: Yes. I can make one for you.
 GIRL: Great. With a picture of a kangaroo on it?
 WOMAN: A kangaroo? Oh Jane! That's difficult.

Now listen to Part 2 again.

[Part 2 is repeated.]

That is the end of Part 2.

Part 3 *Listen and look. There is one example.*

Zoe is telling her grandfather about people she knows and their favourite food. What food do these people like best?

- GIRL: Hi Grandpa. Mum's making a big salad.
 MAN: Wow! Do you like that?
 GIRL: Yes. And my dad loves it too. That's his favourite food. He eats it every day!
 MAN: Well, it's good for him.
 GIRL: I know! I told him that, too!

Can you see the letter B? Now you listen and write a letter in each box.

1

- GIRL: I know which food Grandma enjoys eating.
 MAN: Do you?
 GIRL: Yes! Because she always makes them when we go to the beach for a picnic.
 MAN: You're a clever girl!
 GIRL: And she makes them for lunch too, so I think she likes sandwiches best.
 MAN: You're right. She does!
 GIRL: I want her to teach me how to make those.

2

- GIRL: My cousin, Charlie, came to our house yesterday. We watched a film about a pop star in the afternoon.
 MAN: Did you eat something too?
 GIRL: No, we didn't, because we weren't hungry. But Charlie made some huge chocolate milkshakes for us.
 MAN: Were they nice?
 GIRL: Yes! Charlie often makes those. He likes them a lot.
 MAN: And so do I!

3

- MAN: What does your brother like best?
 GIRL: Oh, he's always eating! He loves all food!
 MAN: I know he likes it when we cook chicken.
 GIRL: That's right. But he loves pancakes more than that.

MAN: And I like those, too. Let's make them for him today.

4

MAN: I know your little sister doesn't like eating lots of things.

GIRL: That's right. Sometimes she doesn't eat the food Mum gives her.

MAN: That's naughty!

GIRL: Yes, but she always wants me to give her cheese! She loves that.

MAN: That's her favourite food then?

GIRL: You're right, Grandpa.

5

GIRL: My best friend's called Julia.

MAN: I know. I met her last year at your party in the park.

GIRL: Oh yes! That was an exciting day. And I think everyone ate lots of ice cream.

MAN: Does she like that?

GIRL: Yes, but she likes noodles best. She says she enjoys eating them with chopsticks.

Now listen to Part 3 again.

[Part 3 is repeated.]

That is the end of Part 3.

Part 4 *Look at the pictures. Listen and look. There is one example.*

What's Peter doing this week?

MAN: Where's Peter this week?

WOMAN: He's on holiday.

MAN: Are they riding horses again?

WOMAN: No. Did you know they've got a boat?

MAN: Yes.

WOMAN: Well, they're painting it.

Can you see the tick? Now you listen and tick the box.

1 *Which man is Sam's piano teacher?*

BOY: My piano teacher's here at the sports centre today.

GIRL: Is that him there, Sam? The man with the beard?

BOY: No, he hasn't got one.

GIRL: Where is he then?

BOY: There. Look. With a towel on his shoulder.

GIRL: Oh, yes.

2 *What's the matter with Paul?*

WOMAN: How's your cold, Paul?

BOY: OK now, thanks.

WOMAN: Then what's the matter? Is it your stomach again?

BOY: It's my leg. It's hurting.

WOMAN: Oh dear!

3 *Where's Pat?*

GIRL: Where's Pat?

BOY: I don't know. She's not here in the classroom.

GIRL: Oh, there, look. I can see her.

BOY: Where is she, then?

GIRL: In the playground. She's standing outside the library window.

BOY: Oh yes.

4 *Where did Alex go yesterday?*

MAN: Where did you go yesterday, Alex? I didn't see you at the swimming pool.

WOMAN: That's right. I was busy yesterday.

MAN: What did you do?

WOMAN: I went to see my friend, Tom. He's in the hospital.

MAN: Oh. Do you think he would like some apples?

WOMAN: Great. Thanks.

5 *How did May come to school today?*

BOY: You weren't on the school bus this morning, May. Did you come with your mom?

GIRL: My mom couldn't start her car today.

BOY: How did you get here, then?

GIRL: I've got a new bike and I came on that.

Now listen to Part 4 again.

[Part 4 is repeated.]

That is the end of Part 4.

Part 5 *Look at the picture. Listen and colour and write. There is one example.*

GIRL: Look at this picture of a party. Can I colour it?

MAN: OK. Do you want to colour a glass?

GIRL: A glass?

MAN: Yes. Colour the one in front of the girl with straight hair.

GIRL: Right. I'm colouring it orange now.

Can you see the orange glass? This is an example. Now you listen and colour and write.

1

MAN: I think they're drinking juice. Can you see the bottle?

GIRL: Which one?

MAN: That girl is dropping it on the floor.

GIRL: Oh yes. What colour shall I do that bottle? Red?

MAN: OK.

2

MAN: Do you want to colour a banana now?

GIRL: Yes. Which one shall I colour?

MAN: The one that the boy is throwing. Colour it green.

GIRL: Right. I'm colouring that banana now.

3

- GIRL: Look at the bowl.
 MAN: The big one on the table?
 GIRL: Yes. What do you think is in it?
 MAN: I think it's rice.
 GIRL: So do I. I can write on that bowl.
 MAN: That's a good idea. Yes. Write RICE on it.
 GIRL: OK. I'm doing that now.

4

- MAN: I like the girls' hats.
 GIRL: Me too. Shall I colour one of them?
 MAN: OK. Colour the hat with the moon on it.
 GIRL: Right.
 MAN: Colour it blue.
 GIRL: OK. That's a good colour.

5

- GIRL: There are some presents on the table.
 MAN: Yes. They look fantastic.
 GIRL: What colour can I make the square one?
 MAN: The square one? Yellow, I think.
 GIRL: Do you think the presents are for one of the naughty children?
 MAN: I don't know!

Now listen to Part 5 again.

[Part 5 is repeated.]

*That is the end of the Movers
 Listening Test.*

Reading and Writing

Part 1 (5 marks)

- 1 a shower 2 cheese 3 a circus 4 a field
 5 toothpaste

Part 2 (6 marks)

- 1 A 2 C 3 B 4 A 5 B 6 C

Part 3 (6 marks)

- 1 weather 2 wait 3 supermarket
 4 laughed 5 driver 6 Doctor Brown's busy morning

Part 4 (5 marks)

- 1 there 2 with 3 live 4 their 5 but

Part 5 (7 marks)

- 1 to catch/catching 2 (beautiful) (white) scarf
 3 person who lost 4 her neck 5 aunt/Aunt Daisy
 6 (very) surprised 7 Cloudy (too)//the/Jane's/her dog//Cloudy the dog

Part 6 (6 marks)

- 1 frog 2 the/a waterfall 3 on the mountain(s)
 4 at a/the girl 5 e.g. The boy is wearing green shorts.
 6 e.g. There are two houses near the river.

Speaking

Part	Examiner does this:	Examiner says this:	Minimum response expected from child:	Back-up questions:
	Usher brings in and introduces candidate to examiner.			
	Candidate enters.	Hello. My name's Jane/Ms Smith. How old are you?	Hello. ten	Are you ten?
1	Points to Find the Differences pictures.	Look at these pictures. They look the same, but some things are different. Here there are four ducks, but here there are five. What other different things can you see?	Describes four other differences: <ul style="list-style-type: none">• woman sitting/standing• black/brown bears• bag/scarf• no helmet/helmet	Point to other differences the candidate does not mention. Give first half of response: Here the woman is sitting, but here ...
2	Points to Picture Story . Allows time to look at the pictures.	Now look at these pictures. They show a story. It's called 'Jane finds the cow'. Look at the pictures first. (Pause.) Look at the first one. Jane's dad is a farmer. He is sad because he can't find his cow. Jane wants to look for it. Now you tell the story. (pointing at the other pictures)	(Many variations possible) <i>Jane is looking in the field but she can't see the cow.</i> <i>Now she is on the road and she can see the cow outside the school.</i> <i>The cow is in a truck now. Jane's dad is driving the truck. The children are waving.</i>	Questions to prompt other parts of the story: Can Jane see the cow? Where is Jane now? What can she see? Where is the cow now? What are the children doing?

* Remember to use the child's name throughout the test.

Part	Examiner does this:	Examiner says this:	Minimum response expected from child:	Back-up questions:
3	Shows candidate Odd-one-out pictures. Reveals, using separate blank card, each set of pictures in turn.	Now look at these four pictures. One is different. The book is different. A lemon, a pineapple and an orange are fruit. You eat them. You don't eat a book. You read it. Now you tell me about these pictures. Which one is different? (Why?)	Candidate suggests a difference (any plausible difference is acceptable).	What are these? (food) And this? (drink) What are these people doing? (climbing) And this woman? (catching) What are these? (clothes) And this? (kite)
4	Puts away all pictures.	Now let's talk about your evenings. What do you eat for dinner? Who cooks your dinner? Where do you have dinner? Tell me more about your evenings.	<i>rice</i> <i>my dad</i> <i>(in the) kitchen</i> <i>I do my homework. I watch TV.</i>	Do you eat rice? Does your dad cook your dinner? Do you have dinner in the kitchen? Do you do your homework? Do you watch TV?
		OK, thank you, *. Goodbye.	Goodbye.	

* Remember to use the child's name throughout the test.

Test 3 Answers

Listening

Part 1 (5 marks)

Lines should be drawn between:

- 1 Mary and the woman waving
- 2 Jack and the boy playing next to the water
- 3 Daisy and the person in the chair with glasses, reading a comic
- 4 Paul and the boy hopping
- 5 Fred and the boy with picnic things, on the blanket

Part 2 (5 marks)

- 1 Key 2 22 3 carrots
- 4 pear(s), or pear trees 5 weekend

Part 3 (5 marks)

- 1 café – D (banana milkshake)
- 2 mountain – E (took a drive)
- 3 lake – A (climbing on rocks)
- 4 waterfall – H (taking photographs)
- 5 cinema – F (laughing)

Part 4 (5 marks)

- 1 C 2 A 3 A 4 C 5 B

Part 5 (5 marks)



- 1 Colour the girl's shirt/coat – orange
- 2 Colour the kitten on the box – yellow
- 3 Write 'WATER' on the bottle on the bed
- 4 Colour the map on the table – green
- 5 Colour the shell on top of the present – purple

TRANSCRIPT *Hello. This is the Cambridge English Movers Listening Test.*

Part 1 *Look at Part 1. Now look at the picture. Listen and look. There is one example.*

- Boy: This is a photo of our park, Mrs Fine. My brother and I often go for a walk there with our dog.
- WOMAN: That's nice, but who are all the people?
- Boy: I don't know all of them, but the girl who's flying the kite is called Vicky.
- WOMAN: The girl with the kite?
- Boy: Yes, that's right.

Can you see the line? This is an example. Now you listen and draw lines.



1

- WOMAN: Who's that? The woman who's waving?
- Boy: That's Mary.
- WOMAN: Who's she waving at?
- Boy: Me, I think! I took this photo!

2

- Boy: And that boy there is called Jack.
- WOMAN: Which boy?
- Boy: The one who's playing next to the water.
- WOMAN: Oh! He looks surprised ...
- Boy: You're right! He does!

3

- Boy: Can you see the person in the chair?
- WOMAN: The one who's wearing glasses?
- Boy: Yes. That's Daisy. She's reading a comic. She's often in the park when I'm there.

WOMAN: Oh! And who's the man next to her?
 BOY: I don't know ...

4

WOMAN: What about the boy who's playing the hopping game?
 BOY: You mean Paul?
 WOMAN: Is that his name?
 BOY: Yes. He's on the number four square now. Look! It's a great game.
 WOMAN: I can see that!

5

BOY: And there's Fred. He's in my class at school.
 WOMAN: Is he?
 BOY: Yes. He's getting the picnic things out of the bag.
 WOMAN: Oh yes. He's getting out plates and glasses.
 BOY: Yes, he is.

Now listen to Part 1 again.

[Part 1 is repeated.]

That is the end of Part 1.

Part 2 *Listen and look. There is one example.*

MAN: I went to a farm for my work, yesterday, Sally.
 GIRL: Wow! We're learning about farms at school.
 MAN: Are you?
 GIRL: Yes. What animals did they have there?
 MAN: Sheep! Hundreds of sheep!

Can you see the answer? Now you listen and write.

1

GIRL: What was the name of the farm, Dad?
 MAN: It's called 'Key Farm'. Do you know it?
 GIRL: No, but I can write about it. How do you spell that?
 MAN: K-E-Y!
 GIRL: Oh, Key.
 MAN: Yes.

2

MAN: The farm was very big ...
 GIRL: Was it? How many fields are there on the farm?
 MAN: There are twenty-two.
 GIRL: Twenty-two fields. That's a lot!
 MAN: Yes. The farmer works every day of the week and he's tired every evening.

3

GIRL: Do they plant vegetables there?
 MAN: I talked to the farmer about that. He plants carrots. People buy them from the market. They're very good to eat.

GIRL: What about potatoes? Do they have those in the fields too?

MAN: No, only carrots.

4

MAN: But they have some fruit trees.
 GIRL: Apple trees?
 MAN: No, but I saw lots of pear trees. The farmer makes a very nice pear drink from them.
 GIRL: Did you try some?
 MAN: Yes, I did!

5

GIRL: Can you take me to the farm, Dad – to help me with my homework!
 MAN: Yes, we can go there with Mom.
 GIRL: In the car?
 MAN: Yes! We can go there next weekend.
 GIRL: Next weekend? Great!

Now listen to Part 2 again.

[Part 2 is repeated.]

That is the end of Part 2.

Part 3 *Listen and look. There is one example.*

Zoe slept at her grandparents' house all week. They went to lots of places. What did Zoe do in these places?

WOMAN: Hi, Zoe. What did you do with your grandparents?
 GIRL: We did lots of things in different places. They live in a village.
 WOMAN: Oh, brilliant! Did you go for lots of walks there?
 GIRL: Yes, we did.
 WOMAN: Great!

Can you see the letter C? Now you listen and write a letter in each box.

1

WOMAN: Is there a café near your grandparents' house?
 GIRL: Yes, there is. We went there one day.
 WOMAN: What did you eat there?
 GIRL: We only had a drink. Grandpa had a coffee and I had a banana milkshake. It was good.

2

GIRL: Another day, we went to the mountain.
 WOMAN: Did you catch a bus there?
 GIRL: No, we drove there in Grandpa's new car. We stopped to have a picnic and a bird sat on the blanket – it was hungry too!
 WOMAN: Ha ha!

3

GIRL: And we went to a big lake one day.
 WOMAN: Did you swim there?

GIRL: No, I'm good at swimming, but it was too cold.
 WOMAN: So what did you do?
 GIRL: Grandpa sat down on a rock, because he was tired. But I climbed on the rocks! I wasn't tired.

4

WOMAN: And what was the weather like?
 GIRL: One day it was very sunny and we went to a beautiful waterfall.
 WOMAN: Sometimes you can see rainbows near them. Did you see one?
 GIRL: No, we didn't. But I took lots of photos.

5

WOMAN: Was it sunny every day?
 GIRL: No. One day it was windy and it rained. That day, we went to the cinema.
 WOMAN: Did you enjoy the film?
 GIRL: Yes, I laughed a lot. We also had chocolate ice cream.
 WOMAN: Oh, I love that!
 GIRL: I do, too!

Now listen to Part 3 again.

[Part 3 is repeated.]

That is the end of Part 3.

Part 4 *Look at the pictures. Listen and look. There is one example.*

What does Jane want to put on?

GIRL: I'm cold, Dad! Look! It's starting to snow outside.
 MAN: Oh yes! But you've got your nice red sweater on, Jane.
 GIRL: I know! And I can put my new coat on too! I love it!
 MAN: Then get your scarf and go outside and play!

Can you see the tick? Now you listen and tick the box.

1 *Where's Jim now?*

BOY: Where's Jim, Mom? Is he at his friend's house?
 WOMAN: No, he's at the store. He's buying some bread for me.
 BOY: Oh! OK. Well, here's his book. Can you take it back to the library for him?
 WOMAN: OK.

2 *What's Peter's favourite sport?*

GIRL: I love riding horses. What's your favourite sport, Peter?
 BOY: I like fishing, but I like sailing most of all.
 GIRL: Do you? Why?
 BOY: Because I love being on the sea!

3 *What can Lucy have to drink?*

GIRL: I'm thirsty, Grandpa. Can I have a glass of lemonade?
 MAN: Sorry, Lucy. We haven't got any. And we haven't got any tea.
 GIRL: Oh, I never drink that! I don't like it. Have you got any orange juice?
 MAN: Yes, we have. Here you are!

4 *Where are Uncle Nick's roller skates?*

GIRL: Let's go roller skating, Uncle Nick! Where are your roller skates?
 MAN: Under the stairs, I think. Oh! No, they're on the balcony.
 GIRL: Shall I get them?
 MAN: Yes, and get yours too. They're in the hall.

5 *Which girl is Sue?*

BOY: There's Sue, Mum! Look! She's playing hockey.
 WOMAN: Do you mean the girl with the curly, fair hair?
 BOY: Sue's got short, brown hair. And it's straight, Mum.
 WOMAN: I see ... Wow! She's good at running!

Now listen to Part 4 again.

[Part 4 is repeated.]

That is the end of Part 4.

Part 5 *Look at the picture. Listen and look. There is one example.*

GIRL: Are the people in this picture pirates?
 WOMAN: Yes, they are. They're on their boat.
 GIRL: (laughs) Oh, yes ... I can see an island, too. Look ... In the window. Can I colour that?
 WOMAN: OK. Colour it pink.

Can you see the pink island? This is an example. Now you listen and colour and write.

1

WOMAN: Would you like to colour the pirate girl's shirt now?
 GIRL: All right. It's too big for her, I think! What colour shall I do it?
 WOMAN: Colour it orange.
 GIRL: OK.

2

WOMAN: Now colour the kitten.
 GIRL: The one on the pirate's arm?
 WOMAN: No. The one on the box.
 GIRL: OK. Shall I colour it yellow?
 WOMAN: All right.
 GIRL: OK ... There! That looks better.

3

- WOMAN: Would you like to write a word too?
 GIRL: That's a great idea. Can I write the word WATER?
 WOMAN: Yes please. Write WATER on the bottle on the bed.
 GIRL: OK, I'm writing that now.

4

- WOMAN: Can you colour one of the maps next?
 GIRL: Which one?
 WOMAN: The one on the table.
 GIRL: OK. Can I colour it grey? I like that colour.
 MAN: No, do it green please.
 GIRL: Oh, OK.

5

- GIRL: Oh, and now I'd like to colour a shell.
 WOMAN: All right. Colour the one that's on top of the present. Do it purple, please.
 GIRL: OK. I'm doing that now ...
 WOMAN: Brilliant. Well done!

Now listen to Part 5 again.

[Part 5 is repeated.]

*That is the end of the Movers
Listening Test.*

Reading and Writing

Part 1 (5 marks)

- 1 hands 2 a zoo 3 a supermarket 4 ears
 5 a city

Part 2 (6 marks)

- 1 B 2 B 3 A 4 C 5 B 6 C

Part 3 (6 marks)

- 1 surprised 2 cupboard 3 toothache
 4 hot 5 drink 6 The sisters' game

Part 4 (5 marks)

- 1 that 2 too 3 from 4 They
 5 know

Part 5 (7 marks)

- 1 homework/photography 2 funny//a funny photo
 3 (his) family 4 (beach) bag 5 (big) (grey)
 clouds//cloud 6 under the/a blanket 7 phone

Part 6 (6 marks)

- 1 umbrellas 2 a/the computer/laptop
 3 above the board/on the wall 4 a circle/the
 board 5 e.g. There are two rulers on the table.
 6 e.g. All the children are wearing blue shirts.

Speaking

Part	Examiner does this:	Examiner says this:	Minimum response expected from child:	Back-up questions:
	Usher brings in and introduces candidate to examiner.			
	Candidate enters.	Hello. My name's Jane/Ms Smith. How old are you?	Hello. ten	Are you ten?
1	Points to Find the Differences pictures.	Look at these pictures. They look the same, but some things are different. Here the boy is standing, but here he's swimming. What other different things can you see?	Describes four other differences: <ul style="list-style-type: none">• panda awake/panda asleep• 2 rocks/3 rocks• cloudy/sunny day• woman taking photo/ painting picture	Point to other differences the candidate does not mention. Give first half of response: This panda is awake, but this panda ...
2	Points to Picture Story . Allows time to look at the pictures.	Now look at these pictures. They show a story. It's called 'Lily loses her mouse'. Look at the pictures first. (Pause.) Look at the first one. Lily's got two pets – a cat and a mouse. She's saying goodbye to her pets because she's going to school. Now you tell the story. (pointing at the other pictures)	(Many variations possible) Lily can't find her mouse. Lily's looking under the chair and her father's looking under the car, but the mouse isn't there. Now Lily's at school. The mouse is in her school bag. Lily's laughing.	Questions to prompt other parts of the story: Can Lily find her mouse? Where are they looking for the mouse? Is Lily at school now? What's in her bag?

* Remember to use the child's name throughout the test.

Part	Examiner does this:	Examiner says this:	Minimum response expected from child:	Back-up questions:
3	Shows candidate Odd-one-out pictures. Reveals, using separate blank card, each set of pictures in turn.	Now look at these four pictures. One is different. The book is different. A lemon, a pineapple and an orange are fruit. You eat them. You don't eat a book. You read it. Now you tell me about these pictures. Which one is different? (Why?)	Candidate suggests a difference (any plausible difference is acceptable).	What colour are these? (grey) And this? (red) Where are these? (road) And this? (river) Where do these animals live? (sea) And this? (forest)
4	Puts away all pictures.	Now let's talk about your friends. Are your friends boys or girls? Where do you play with your friends? What do you do with your friends at weekends? Tell me about your best friend.	<i>girls</i> <i>my house</i> <i>go shopping</i> <i>His/her name's ...</i> <i>He/she's 10.</i>	Are your friends girls? Do you play in your house? Do you go shopping? What's his/her name? How old is he/she?
		OK, thank you, *. Goodbye.	Goodbye.	

* Remember to use the child's name throughout the test.

Starters and Movers Vocabulary List

For ease of reference, vocabulary is arranged in semantic groups or themes. Some words appear under more than one heading.

In addition to the thematic groups, vocabulary is also categorised by grammatical groups. 'Nouns' and 'Verbs' contain items that were *not* covered in the thematic lists. The other grammatical lists contain all relevant items.

Thematic vocabulary list

	Starters		Movers	
Animals	animal bear bee bird cat chicken cow crocodile dog donkey duck elephant fish (s + pl) frog giraffe goat	hippo horse jellyfish lizard monkey mouse/mice pet polar bear sheep (s + pl) snake spider tail tiger zebra zoo	bat cage dolphin fly jungle kangaroo kitten lion	panda parrot penguin puppy rabbit shark snail whale
The body & the face	arm body ear eye face foot/feet hair	hand head leg mouth nose smile	back beard blond(e) curly fair fat moustache	neck shoulder stomach straight thin tooth/teeth
Clothes	bag baseball cap boots clothes dress glasses handbag hat jacket jeans	shirt shoe shorts skirt sock trousers T-shirt watch wear	coat helmet scarf	sweater swimsuit
Colours	black blue brown colour (US color) gray (UK grey) green grey (US gray)	orange pink purple red white yellow		

	Starters		Movers	
Family & friends	baby	grandmother	aunt	grown-up
	boy	grandpa	daughter	parent
	brother	kids	granddaughter	son
	child/children	live	grandparent	uncle
	classmate	man/men	grandson	
	cousin	mother		
	dad	mum		
	family	old		
	father	person/people		
	friend	sister		
	girl	woman/women		
	grandfather	young		
	grandma			
Food & drink	apple	juice	bottle	pasta
	banana	kiwi	bowl	picnic
	bean	lemon	cheese	plate
	bread	lemonade	coffee	salad
	breakfast	lime	cup	sandwich
	burger	lunch	glass	sauce
	cake	mango	hungry	soup
	candy (UK sweet(s))	meat	milkshake	tea
	carrot	meatballs	noodles	thirsty
	chicken	milk	pancake	vegetable
	chips (US fries)	onion		
	chocolate	orange		
	coconut	pea		
	dinner	pear		
	drink	pie		
	eat	pineapple		
	egg	potato		
	fish	rice		
	food	sausage		
	fries (UK chips)	sweet(s) (US candy)		
	fruit	tomato		
	grape	water		
	ice cream	watermelon		
Health			cold	hurt
			cough	ill
			cry	matter (what's the matter?)
			dentist	nurse
			doctor	sick
			earache	stomach-ache
			fall	temperature
			fine	tired
			headache	toothache
			hospital	

Starters		Movers	
The home	apartment (UK flat)	house	address
	armchair	kitchen	message
	bath	lamp	roof
	bathroom	living room	seat
	bed	mat	shower
	bedroom	mirror	stair(s)
	bookcase	painting	toothbrush
	box	phone	toothpaste
	camera	picture	towel
	chair	radio	upstairs
	clock	room	wash
	computer	rug	
	cupboard	sleep	
	desk	sofa	
	dining room	table	
	doll	television/TV	
	door	toy	
	flat (US apartment)	tree	
	flower	TV/television	
	garden	wall	
	hall	watch	
	home	window	
IT	tablet	app	laptop
		e-book	
Materials	paper		
Names	Alex	Kim	Charlie
	Alice	Lucy	Lily
	Anna	Mark	Clare
	Ben	Matt	Mary
	Bill	May	Paul
	Dan	Nick	Peter
	Eva	Pat	Sally
	Grace	Sam	Vicky
	Hugo	Sue	Zoe
	Jill	Tom	
Numbers	1-20	21-100	hundred
		1st - 20th	pair

	Starters		Movers	
Places & directions	behind between bookshop end (n) here in in front of next to on	park playground shop (US store) store (UK shop) street there under zoo	above below building bus station bus stop café car park centre (US center) circle circus city/town centre (US center) farm funfair hospital library map	market near opposite place road shopping centre (US center) sports centre (US center) square station straight supermarket swimming pool town/city centre (US center)
School	alphabet answer ask board book bookcase class classroom close colour (US color) computer correct crayons cross cupboard desk door draw English eraser (UK rubber) example find floor keyboard (computer) know learn lesson letter (as in alphabet) line listen look mouse (computer)	music number open page painting (n) paper part pen pencil picture playground poster question read right (as in correct) rubber (US eraser) ruler school sentence sit spell stand story teacher tell tick understand wall window word write	break homework internet	teach text website

	Starters		Movers	
Sports & leisure	badminton ball baseball basketball bat (as sports equipment) beach bike boat book bounce camera catch (e.g. a ball) doll draw drawing drive (v) enjoy favourite (US favorite) fishing fly football (US soccer) game guitar hit hobby hockey jump kick (v) kite	listen music painting photo piano picture play radio read ride (v) run sing skateboard skateboarding soccer (UK football) song sport story swim (v) table tennis take a photo/picture television/TV tennis tennis racket throw toy TV/television walk (v) watch	band (music) CD cinema comic comic book dance (n + v) drive (n) DVD email film (US movie) fish go shopping goal holiday hop ice skates ice skating kick (n) movie (UK film) net	party player pool practice present ride (n) roller skates roller skating sail score (v) skate skip sports centre (US center) swim (n) swimming pool text towel video walk (n)
Time	afternoon birthday clock day evening in	morning night today watch year	after (prep) always before (prep) every never o'clock sometimes week weekend yesterday	Days of the week: Monday Tuesday Wednesday Thursday Friday Saturday Sunday
Toys	alien ball balloon baseball basketball bike board game boat car doll football (US soccer) game	helicopter kite lorry (US truck) monster motorbike plane robot soccer (UK football) teddy (bear) toy train truck (UK lorry)	model	

	Starters		Movers	
Transport	bike boat bus car drive (v) fly go helicopter lorry (US truck)	motorbike plane ride (v) run ship swim train truck (UK lorry)	bus station bus stop drive (n) driver ride (n)	station ticket tractor trip
Weather	sun		cloud cloudy ice rain rainbow sky	snow sunny weather wind windy
Work	teacher		circus clown cook dentist doctor driver farmer	film (US movie) star hospital nurse pirate pop star work
The world around us	beach sand sea shell	street sun tree water	building city country countryside field forest grass ground island jungle lake leaf/leaves moon	mountain plant river road rock sky star town village waterfall wave world

Grammatical vocabulary list

	Starters		Movers	
Nouns	fun name paint	thing try	age bottom difference idea inside kind laugh	machine noise outside shape shopping top treasure
Verbs – regular	add clap clean complete count like look at love paint	pick up point show start stop talk try want wave	call carry change climb dress up drop dry fix help invite	laugh look for move need practise shop shout travel wait water
Verbs – irregular	be can choose come do get give go to bed go to sleep	have have got hold let's make put say see would like	be called bring build buy catch (e.g. a bus) feed get dressed get off get on get undressed get up grow have (got) to	hide lose mean must put on send take take off (i.e. get undressed) teach think wake (up)
Exclamations	bye Cool! don't worry Fantastic! goodbye Great!	hello Hi! Hooray! oh dear See you! Wow!	Brilliant! fine Come on!	
Adjectives	angry beautiful big black blue brown clean closed cool correct	dirty double English fantastic favourite (US favorite) fun funny good gray (UK grey) great	afraid all all right asleep awake back bad best better blond(e)	huge hungry ill last little loud naughty pretty quick quiet

Starters			Movers	
Adjectives (Continued)	green	pink	boring	safe
	grey (US gray)	purple	bottom	second
	happy	red	brave	sick
	her	right (as in correct)	brilliant	slow
	his	sad	busy	square
	its	scary	careful	straight
	long	short	clever	strong
	my	silly	cloudy	sunny
	new	small	cold	surprised
	nice	sorry	curly	sweet
	OK	their	dangerous	tall
	old	ugly	different	terrible
	open	white	difficult	thin
	orange	yellow	dry	third
	our	young	easy	thirsty
	paper	your	exciting	tired
			fair	weak
			famous	well
			fat	wet
			fine	windy
			first	worse
			frightened	worst
			hot	wrong
			round	
Determiners	a/an	some	all	every
	a lot of	that	another	more
	lots of	the	any	most
	many	these	both	
	no	this		
	one	those		
Adverbs	a lot	now	all	off
	again	really	all right	often
	here	there	always	on
	home	today	back	only
	lots	too	badly	out
	no	very	best	outside
	not	yes	better	quickly
			carefully	quietly
			down	round
			downstairs	second
			first	slowly
			how	sometimes
			how much	then
			how often	third
			inside	top
			last	up
			loudly	upstairs
			more	well
			most	when
			near	worse
			never	worst
			o'clock	yesterday

	Starters		Movers	
Prepositions	about at behind between for from in in front of	like next to of on to under with	above after along around at before below by down inside	into near off on opposite out of outside round than up
Conjunctions	and but or		because than when	
Pronouns	a lot he her hers him his I it its lots me mine one	ours she that theirs them these they this those us we you yours	another any both everyone everything more most	nothing someone something where which who
Modals	can/cannot/can't		could (as in past of can for ability) must	shall would
Question words	how how many how old pardon what	where which who whose	how much how often	when why



Movers

AUTHENTIC
EXAMINATION PAPERS

1

Authentic examination papers for learners preparing for the revised exam from 2018.

This collection of examination papers for *Cambridge English: Movers (YLE Movers)* provides ideal exam practice. The Answer Booklet accompanies *Cambridge English: Movers 1 Student's Book* and Audio CD. It contains answers for all three tests, the audioscripts and examples of the type of interchange to expect in the Speaking test. It also includes the *Cambridge English: Movers* vocabulary list, organised by theme.

An Audio CD (which contains the listening sections of the tests) and the Student's Book are available separately.

CEFR	Cambridge English Scale	Cambridge English Exam
A2	120-139	Cambridge English: Flyers (YLE Flyers)
A1	100-119	Cambridge English: Movers (YLE Movers)
	80-99	Cambridge English: Starters (YLE Starters)

ISBN 978-1-316-63594-0



9 781316 635940 >